






## Oversigt over afsendelse fejlkoder

(4 cifrede kode som maskinen skriver på skærmen ved afsendelse fejl bliver ikke udskrevet på fejlrapport status side)

For mere detalieret hjælp hent brugermanual på maskine som fejlsøges på <http://www.triumph-adler.com> > Support > Downloads

Error Code	Message	Corrective Actions
1101	Failed to send the e-mail.	Check the host name of the SMTP server on the Embedded Web Server RX.
	Failed to send via FTP.	Check the host name of FTP.
	Failed to send via SMB.	Check the host name of SMB.
1102	Failed to send via SMB.	Check the SMB settings. <ul style="list-style-type: none"> <li>Login user name and login password</li> </ul>  <b>NOTE</b> If the sender is a domain user, specify the domain name. <ul style="list-style-type: none"> <li>Host name</li> <li>Path</li> </ul>
	Failed to send the e-mail.	Check the following on the Embedded Web Server RX. <ul style="list-style-type: none"> <li>SMTP login user name and login password</li> <li>POP3 login user name and login password</li> <li>E-mail size limit</li> </ul>
	Failed to send via FTP.	Check the FTP settings. <ul style="list-style-type: none"> <li>Login user name and login password</li> </ul>  <b>NOTE</b> If the sender is a domain user, specify the domain name. <ul style="list-style-type: none"> <li>Path</li> <li>Folder share permissions of the recipient</li> </ul>
1103	Failed to send via SMB.	Check the SMB settings. <ul style="list-style-type: none"> <li>Login user name and login password</li> </ul>  <b>NOTE</b> If the sender is a domain user, specify the domain name. <ul style="list-style-type: none"> <li>Path</li> <li>Folder share permissions of the recipient</li> </ul>
	Failed to send via FTP.	Check the FTP settings. <ul style="list-style-type: none"> <li>Path</li> <li>Folder share permissions of the recipient</li> </ul>
1104	Failed to send the e-mail.	Check the e-mail address.  <b>NOTE</b> If the address is rejected by the domain, you cannot send the email.

Error Code	Message	Corrective Actions
1105	Failed to send via SMB.	Select <b>[On]</b> of the SMB settings on the Embedded Web Server RX.
	Failed to send the e-mail.	Select <b>[On]</b> of the SMTP settings on the Embedded Web Server RX.
	Failed to send via FTP.	Select <b>[On]</b> of the FTP settings on the Embedded Web Server RX.
1106	Failed to send the e-mail.	Check the sender address of SMTP on the Embedded Web Server RX.
1131	Failed to send via FTP.	Select <b>[On]</b> of the secure protocol settings on the Embedded Web Server RX.
1132	Failed to send the e-mail.	Check the following of the SMTP server. <ul style="list-style-type: none"> <li>• Is SMTP over SSL available?</li> <li>• Is the encryption available?</li> </ul>
	Failed to send via FTP.	Check the following of the FTP server. <ul style="list-style-type: none"> <li>• Is FTPS available?</li> <li>• Is the encryption available?</li> </ul>
2101	Failed to send via SMB.	Check the network and SMB settings. <ul style="list-style-type: none"> <li>• The network cable is connected.</li> <li>• The hub is not operating properly.</li> <li>• The server is not operating properly.</li> <li>• Host name and IP address</li> <li>• Port number</li> </ul>
	Failed to send via FTP.	Check the network and FTP settings. <ul style="list-style-type: none"> <li>• The network cable is connected.</li> <li>• The hub is not operating properly.</li> <li>• The server is not operating properly.</li> <li>• Host name and IP address</li> <li>• Port number</li> </ul>
	Failed to send the e-mail.	Check the network and Embedded Web Server RX. <ul style="list-style-type: none"> <li>• The network cable is connected.</li> <li>• The hub is not operating properly.</li> <li>• The server is not operating properly.</li> <li>• POP3 server name of the POP3 user</li> <li>• SMTP server name</li> </ul>

Error Code	Message	Corrective Actions
2102 2103	Failed to send via FTP.	<p>Check the network.</p> <ul style="list-style-type: none"> <li>• The network cable is connected.</li> <li>• The hub is not operating properly.</li> <li>• The server is not operating properly.</li> </ul>
		<p>Check the following of the FTP server.</p> <ul style="list-style-type: none"> <li>• Is FTP available?</li> <li>• The server is not operating properly.</li> </ul>
	Failed to send the e-mail.	<p>Check the network.</p> <ul style="list-style-type: none"> <li>• The network cable is connected.</li> <li>• The hub is not operating properly.</li> <li>• The server is not operating properly.</li> </ul>
2201  2202 2203 2231	<p>Failed to send the e-mail.</p> <p>Failed to send via FTP.</p> <p>Failed to send via SMB.</p>	<p>Check the network.</p> <ul style="list-style-type: none"> <li>• The network cable is connected.</li> <li>• The hub is not operating properly.</li> <li>• The server is not operating properly.</li> </ul>
2204	Failed to send the e-mail.	Check the e-mail size limit of the SMTP settings on the Embedded Web Server RX.
3101	Failed to send the e-mail.	Check the authentication methods of both the sender and the recipient.
	Failed to send via FTP.	<p>Check the network.</p> <ul style="list-style-type: none"> <li>• The network cable is connected.</li> <li>• The hub is not operating properly.</li> <li>• The server is not operating properly.</li> </ul>
3201	Failed to send the e-mail.	Check the SMTP user authentication method of the recipient.
0007 4201 4701 5101 5102 5103 5104 7101 7102 7103 720f	—	Turn the power switch off and back on. If this error occurs several times, make a note of the displayed error code and contact your service representative.
9181	—	The scanned original exceeds the acceptable number of pages of 999. Send the excess pages separately.

### SMTP error 4804

Reset netværks indstillinger til fabriksindstillinger under "Styringsindstillinger > Nulstil > Initialiser" på maskinens Website. Set på fabriksny P-C3562i MFP